

This device complies with Part 15 of the FCC Rules. Operation is subject to the following two conditions: (1) this device may not cause harmful interference, and (2) this device must accept any interference received, including interference that may cause undesired operation.

This equipment has been tested and found to comply with the limits for Class B digital device, pursuant to Part 15 of the FCC Rules. These limits are designed to provide reasonable protection against harmful interference in a residential installation. This equipment generates, uses and can radiate radio frequency energy and, if not installed and used in accordance with the instructions, may cause harmful interference to radio communications. However, there is no guarantee that interference will not occur in a particular installation.

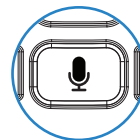
If this equipment does cause harmful interference to radio or television reception, which can be determined by turning the equipment off an on, the user is encouraged to try to correct the interference by one or more of the following measures:

- Reorient or relocate the receiving antenna.
- Increase the separation between the equipment and receiver.
- Connect the equipment into an outlet on a circuit different from that to which the receiver is connected.
- Consult the dealer or an experienced remote/TV technician for help.

FCC Radiation Exposure Statement: This equipment complies with FCC radiation exposure limits set forth for an uncontrolled environment. This transmitter must not be co-located or operating in conjunction with any other antenna or transmitter.

## 4 Try Voice Commands

1. Press and hold the microphone button on your remote.

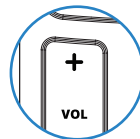


2. Say a voice command while continuing to hold down the button.

Try one of the below:  
 "Watch TBS"  
 "Show me kids movies"  
 "Greenbay Packers"  
 "Open Netflix"  
 "Go to My Guide"  
 "What's on tonight?"  
 "Action movies with Harrison Ford"

3. Release the microphone button when your command is complete and look at the TV for the results.

5. Verify the code was accepted by using your remote to adjust the volume and turn the TV on and off.



Not working?  
 Brand not listed?  
 Try using the alternative method on the back.

## 3 Control Your TV

Conveniently control your TV's volume and power functions.

Top Brand ID	Brand Name
1	Insignia
2	LG
3	Panasonic
4	Philips/Magnavox
5	Samsung
6	Sanyo
7	Sharp
8	Sony
9	Toshiba
0	Vizio

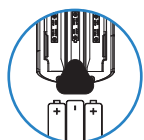
1. Using the list above find the number for your TV brand.
2. Press and hold the TV POWER button and the number of the brand for 3 seconds, then release.
3. Press and hold the TV POWER button until the TV turns off.
4. Press the SELECT button to store the code.




## 2 Control Your Altice One

Use voice commands and control the box even when it's placed out of sight, up to 30 feet away, such as in an entertainment center or cabinet.

1. Remove the back cover of your remote and insert 3 AAA batteries.
3. Press the HOME button on your remote.
6. Select PAIR REMOTE TO ALTICE ONE.



2. Turn on your TV and Altice One.



4. From the main menu select Settings.



7. Follow the on-screen instructions and press the 7 + 9 buttons together for at least 5 seconds.



5. Select REMOTE.



8. Select Pair Remote Control. You'll see on-screen confirmation that the remote is paired.

## 1 Explore Your Remote

**TV Power**  
Displays or exits main menu

**Home**  
Displays or exits DVR menu

**DVR**  
Displays or exits DVR menu

**Arrows**  
Navigate through screens and menus and press right or left to skip back or forward 10% of total program time in DVR or On Demand

**Select**  
Selects the highlighted option or channel

**Back**  
Returns to previous screen or channel

**Skip Back**  
Skips back 10 seconds

**Volume**  
Raises or lowers sound

**Mute**  
Turns sound off and on

**Netflix**  
Opens the Netflix App

**Number buttons**  
Enters channel and on-screen numbers

**Record**  
Records programming

**Mic/Status LED**

**Altice One Power**

**Options**  
Displays or exits options menu (where available)

**Exit**  
Exits screens or apps, stops playback and returns to live TV

**Playback Controls**  
Rewind, Play/Pause and Fast Forward

**Skip Forward**  
Skips forward 30 seconds

**Microphone**  
Push and hold to use voice commands

**Channel**  
Selects next higher or lower channel, pages up or down in guide and menus, and skips forward or back 1 minute in DVR or On Demand

**Info**  
Displays program information

## Voice Remote User Guide Gen2



## Four-Digit Code Programming Method:

1. Turn on the TV.
2. In the TV Brand Codes table to the right, find the brand name for you TV.
3. Press the TV POWER and SELECT buttons on your remote for 3 seconds.
4. Using the number buttons, enter the 1st TV code for your brand.
5. Press the TV POWER button to test the code.
6. If the TV doesn't turn off, Repeat steps 3-5 until the correct code is entered.

## TV Brand Codes

### A

**ACCESS HD:** 0711

**Acer:** 3651, 3851, 1681

**Admiral:** 3121, 2981, 0991, 0261

**Advent:** 0241, 2601, 2431, 0271, 0001

**AEG:** 0731

**Affinity:** 1531, 1441

**Akai:** 0151, 1361, 0611, 3911, 3901, 3221, 0331

**Akura:** 0441

**AOC:** 0431, 1201, 2851, 2631, 2411, 1951, 1861, 1081

**Apex Digital:** 0331, 1321, 2881, 2771, 2721, 2341, 2331, 2281, 2161, 2011, 1841, 1491, 0861, 0391

**Asus:** 0231

**Atvio:** 1391, 1161

**Audiovox:** 3871, 0461, 0241

**Auria:** 1861, 1081

**Aurora:** 0721

**Avol:** 1351, 0001

### B

**BBK:** 1331

**Benq:** 3791,1851, 0891

**Boe:** 1161, 0431

**Broksonic:** 3061, 2661, 2571, 1961, 0991

### C

**Celera:** 0341, 0331

**Cetomer:** 3601, 2661, 0171, 0051

**Changhong:** 0331, 1181, 1121, 0101, 2881

**Chimei:** 0541

**Citizen:** 3981, 3261, 3121, 2851, 2681, 1411, 0991, 0461, 0151, 0101, 0091, 0051

**Coby:** 0051, 4061, 3691, 3531, 3521, 3511, 3501, 0071

**Curtis Mathes:** 0101, 0941, 2831, 3861, 3121, 2851, 2171, 1471, 1281, 0821, 0151, 0051

**Cytron:** 1326

### D

**Daewoo:** 2041, 3981, 3361, 3261, 3041, 3021, 2971, 2891, 2861, 2851, 2691, 2561, 2481, 2401, 1471, 1411, 0241, 0051

**Dell:** 3301, 2701, 0001

**Digistar:** 0001, 3801, 3301, 2601, 2291, 1131, 0861, 0241

**Distar:** 0851

**Dumont:** 1431, 0051

**Durabrand:** 0991, 3401, 2591, 2231, 1731, 0341, 0091, 0051

**Dynex:** 0271, 1771, 1761, 1751, 1741, 1731, 1721, 1481, 0991, 0621, 0471, 0091, 0001

### E

**Elektra:** 1411, 3121

**Element:** 4151, 0051, 0911, 0671, 0561, 0541, 1631, 0081

**Emerson:** 0051, 0081, 3151, 2891, 2821, 2571, 2261, 2001, 0351, 4101, 3351, 3261, 3251, 3141, 3111, 3001, 2991, 2951, 2851, 2661, 2651, 2501, 2491, 0151

2351, 2311, 2221, 2201, 2191, 2181, 2141, 2081, 1991, 1981, 1971, 1481, 1471, 1281, 0991, 0821, 0461, 0091

**Envision:** 0931, 0431, 2851, 2051, 1861, 1201, 1081, 0051

### F

**Funai:** 0091, 3261, 3151, 2651, 2311, 2221, 1481, 0461, 0081

**Furrion:** 1941, 0571

**Fusion:** 1161

### G

**GE:** 0821, 3861, 3341, 3271, 3241, 2851, 2801, 2611, 2521, 2271, 2171, 2091, 2021, 2001, 0331, 0051

**GoldStar:** 3231, 3021, 2851, 2651, 2511, 2411, 2221, 1431, 0241, 0051

### H

**H&B:** 0301

**Haier:** 1131, 1191, 0341, 0051, 3781, 2591, 2231, 1851, 0861, 0151

**Hannspree:** 0431, 0931, 0531, 0521

**Hello Kitty:** 3111

**Hisense:** 0051, 0981, 0771, 0311, 0281, 3371, 1761, 1661, 1651, 1561, 0861, 0151, 0001

**Hitachi:** 0161, 3661, 0001

### I

**iLo:** 3931, 3451, 3281, 2791, 2771, 0611, 0091

**Initial:** 3931, 3451, 2771, 1771

**Insignia:** 0271, 2311, 0991, 1751, 0001, 1771, 1761, 1741, 1731, 1721, 1481, 0621, 0471, 0091, 0051

**Inter:** 1591

**iSymphony:** 0151

### J

**JCPenney:** 3861, 3271, 3241, 3231, 2991, 2851, 2681, 2521, 2171, 2091, 2021, 0821, 0241, 0151, 0101, 0051

**John Lewis:** 0901

**JVC:** 0881, 4131, 1621, 0151, 0121

### K

**KEC:** 0461, 3261

**Knoll Systems:** 0511, 1431

**Konka:** 0471, 2871, 1101, 3131, 3101

**KTV:** 0461, 3261, 3011, 1951

### L

**Leader:** 1141

**Leege:** 1261

**Lenovo:** 1171

**LG:** 0051, 4111, 3301, 2851, 2411, 1431, 0821

**Loewe:** 1301, 0001

**LXI:** 3861, 2851, 2651, 2221, 2171, 2091, 1281, 0821, 0101, 0051, 0001

### M

**Magnavox:** 0001, 0181, 3211, 4031, 2851, 2681, 2421, 0051, 2491, 2351, 2311, 1871,

1481, 1201, 0261, 0091

**Magnin:** 0481

**Manhattan:** 0921

**Maxent:** 3671, 1071

**Melody:** 1111

**Memorex:** 0251, 3951, 3151, 3121, 2851, 2661, 1961, 1281, 0991, 0821, 0541, 0051

**Mintek:** 0331, 3931

**Mitsubishi:** 0241, 1421, 1391, 1371, 0961, 0861, 0051, 3181

### N

**Naxa:** 0491, 0151

**NEC:** 1451, 4001, 3341, 3201, 2971, 2851, 2491, 1381, 0971, 0821, 0241, 0051

### O

**Oboni:** 0331, 0101

**Ölevia:** 0691, 0051, 4091, 4081

**Optoma:** 0681, 3471

**Orion:** 0351, 1381, 2191, 1431, 0991

### P

**Pace:** 0701

**Panasonic:** 0131, 2671, 1831, 2751, 2071, 2021, 2931, 1811, 0101, 0051

**Panda:** 0731

**Philips:** 0181, 1311, 0001, 3811, 2421, 3631, 3611, 3211, 3091, 2471, 2351, 2311, 1871, 1431, 1201, 0091

**Pioneer:** 1291, 0111, 2301, 3031

**Polaroid:** 0541, 2871, 0001, 4071, 1341, 1161, 1091, 1041, 0621, 0331

**Proscan:** 0571, 0051, 3861, 3411, 3311, 2171, 2091, 1931, 1631, 1531, 1441, 1161, 0821, 0561, 0151

**Proview:** 0541, 3461, 0051

**Prima:** 0621, 0241, 2601, 2431, 2291, 0001

**Pyle:** 0651

### R

**RCA:** 0821, 2801, 2091,

3391, 1931, 1911, 1901, 1631, 1531, 1501, 1471, 1441, 1161, 1111, 0571, 0151, 0051

**Revolution HD:** 0501

**Rowa:** 0291, 0841

### S

**Samsung:** 0151, 3071, 1461, 2831, 0051

**Sansui:** 0991, 2661, 1961, 0541, 0091

**Sanyo:** 4161, 1281, 0221, 0621, 0051, 3231, 2741, 2531

**Sceptre:** 0391, 0141, 3711

**Sears:** 3861, 3231, 3151, 3081, 2851, 2351, 2311, 2171, 2091, 1961, 1281, 1011, 0821, 0261, 0151, 0101, 0091, 0051, 0001

**Seiki:** 0671, 0561, 0051

**Sharp:** 0261, 4141, 0051

**Simply:** 1341

**Skyworth:** 1151, 0421, 0211, 0201, 1671, 0001

**Soniq:** 0751

**Sony:** 0141

**Soyo:** 0471, 4021, 3921

**Spectra:** 0451, 3111

**Spectroniq:** 0401

**Sunstech:** 0731

**Syntax:** 0051, 4091, 4081

### T

**TCL:** 1111, 0821, 0001, 3411, 3311, 2801, 4141, 1931, 1661, 1561

**THTF:** 1271, 0671

**Tivax:** 0661

**Toshiba:** 0331, 2831, 0131, 0101, 3641, 2151, 1961, 1781

### V

**Video Concepts:** 0551

**Viewsonic:** 1861, 1241, 0581, 1051, 1231, 1221, 1211, 1201, 1071, 1061, 1031, 1011, 1001, 1291, 1081, 1021, 0001

**Viore:** 0151, 0731, 0491

**Visteon:** 3681

**VIZIO:** 0171, 1891, 0051,

4121, 3751, 1851, 1211, 1011

### W

**Wards:** 3271, 3151, 3121, 2921, 2851, 2681, 2521, 2241, 1971, 1431, 1381, 0821, 0241, 0051, 0001

**Westinghouse:** 0141, 1491, 1211, 0151

### X

**XOCECO:** 0591, 0621, 0601, 0811

### Z

**Zenith:** 1431, 3161, 3981, 3401, 3351, 3121, 2891, 2851, 2831, 2731, 2661, 2651, 2421, 2261, 2221, 2031, 1471, 1411, 1201, 0991, 0881, 0261, 0161, 0051

All trademarks and service marks are the property of their respective owners.

COL0518AORMT43355